

MINISTRIA E FINANCAVE
Drejtoria e Makroekonomise
EKONOMIA NE FOKUS

KORRIK 2006

SEKTORI REAL

• GDP Nominale 2006 (ne miliard leke)	899.7
• Rritja reale e GDP 2006 (ne %)	5.0
• Indeksi i çmimeve te konsumit (ndryshimi mujor ne %) Korrik'06/Qershor'06	0.4
• Indeksi i çmimeve te konsumit (ndryshimi vjetor ne %) Korrik'06/Korrik'05	3.2
• Niveli i papunesise ne % (parashikimi 2006)	14.0

TREGTIA E JASHTME Janar-Qershor 2006

• Eksporti i mallrave (ne milion leke)	38,142
• Importi i mallrave (ne milion leke)	141,204
• Bilanci tregtar	-103,062

FINANCAT PUBLIKE Janar - Korrik 2006

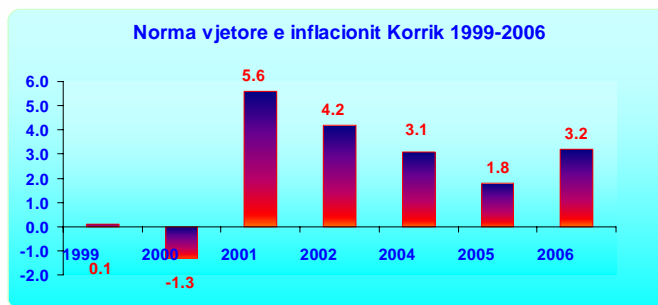
• Te ardhurat gjithsej (ne milion leke)	125,210
• Shpenzimet gjithsej (ne milion leke)	114,177
• Defiçiti total (ne million leke)	+11,033

TREGJET FINANCIARE Korrik 2006

• <i>Kursi mesatar i kembimit</i>	
EURO	122.62
USD	96.69
• Yield-i mesatar i bonove te thesarit 3-mujore (ne %)	5.18
• Yield-i mesatar i bonove te thesarit 6-mujore (ne %)	5.49
• Yield-i mesatar i bonove te thesarit 12-mujore (ne %)	5.84

INDEKSI I ÇMIMEVE TE KONSUMIT- Korrik 2006

Indeksi i çmimeve te konsumit ne muajin Korrik 2006 arriti ne 108.8 per qind kundrejt muajit Dhjetor 2001 duke shenuar nje renie prej 0.4 % ne krahasim me muajin Qershor 2006, ndersa norma vjetore e inflacionit per kete muaj ishte 3.2 per qind. Rritjet me te medha vjetore u vune re ne grupet "Sherbimi Arsimor" prej 6.9 per qind, "Ushqime dhe pije alkolike" prej 4.7 per qind, "Transport" prej 3.9 per qind, ndersa ulja me e madhe vjetore u vu re ne grupin "Veshje dhe kepuce" me 2.6 per qind.

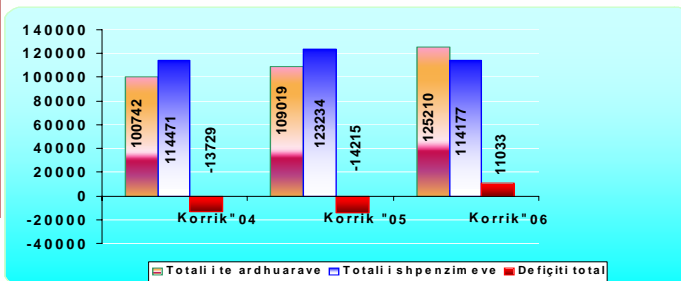


Totali i te ardhurave

Ne fund te muajit Korrik 2006, te ardhurat buxhetore gjithsej arriten ne 125.2 miliarde leke ose rreth 2.89% me shume se parashikimi dhe 14.85% me shume se e njejta periudhe e vitit te kaluar. Te ardhurat tatimore po ne fund te ketij muaji arriten ne 113.9 miliarde leke ose 4.66% me shume se parashikimi ose 14.47 me shume se e njejta periudhe e vitit te kaluar.

Totali i shpenzimeve

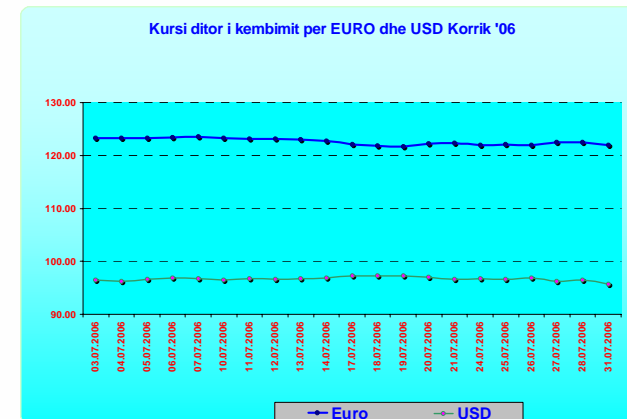
Shpenzimet e pergjithshme te buxhetit ne fund te muajit Korrik 2006 arriten ne 114.1 miliarde leke ose 12.79 % me pak se parashikimi ose 7.35% me pak se e njejta periudhe e vitit te kaluar. Shpenzimet korente rezultuan me 5.71% me pak se parashikimi ose 2.92% me pak se e njejta periudhe e vitit te kaluar, ndersa shpenzimet kapitale rezultuan 48.04% me pak se parashikimi dhe 37.11% me pak se e njejta periudhe e vitit te kaluar te kaluar.



Bonot e thesarit

Ne ankandet e bonove te thesarit per Korrik 2006, yield-et mesatare ishin:

- per bonot e thesarit me maturim 3-mujor, 5.18%
- per bonot e thesarit me maturim 6-mujor, 5.49%
- per bonot e thesarit me maturim 12-mujor, 5.84%



Kursi i kembimit

Gjate muajit Korrik 2006 kursi i kembimit i monedhes tone nacionle i lekut me Euron dhe dollarin amerikan ka pesuar rritje prej 0.38 dhe 0.50 perqind ne krahasim me muajin e kaluar

Me fillim te Korrik ne mund te shkembenim 1 Euro me 123.21 Lek dhe me fund te muajit 1 Euro kushtonte 121.90 Lek, ndersa 1 USD kushtonte 96.53 Lek ne fillim te muajit Korrik dhe ne fund te ketij muaji 1 USD mund ta blije me 95.68 Lek.

1 Euro dhe 1 USD jane blere mesatarisht me 122.62 dhe 96.69 Leke gjate muajit Korrik 2006.

Kontakt adrese:

Tel: +355 4 258437

E-mail: macro.director@minfin.gov.al

www.minfin.gov.al



MINISTRY OF FINANCE
Macroeconomic Department
ECONOMY IN FOCUS

JULY 2006

Real Sector

• Nominal GDP 2006 (in billion lek)	899.7
• Real growth of GDP 2006 (%)	5.0
• Consumer Price Index (monthly change %), July'06/June'06	0.4
• Consumer Price Index (annual change %), July06/July'05	3.2
• Unemployment rate (%) (forecast 2006)	14.0

Foreign Trade January-June'06

• Export of goods (in million lek)	38,142
• Import of goods (in million lek)	141,204
• Trade balance	-103,062

Public Finance January-July'06

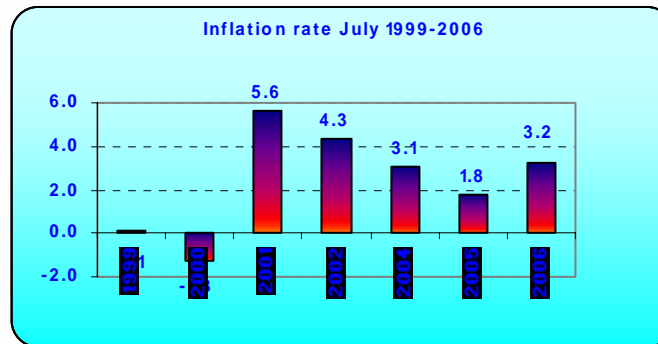
• Total revenues (in million lek)	125,210
• Total expenditures (in million lek)	114,177
• Total deficit	+ 11,033

Financial Markets July '06

Average exchange rates	
EURO	122.62
USD	96.69
• Yield of 3-month t-bills (%)	5.18
• Yield of 6-month t-bills (%)	5.49
• Yield of 12-month t-bills (%)	5.84

CONSUMER PRICE INDEX - July 2006

In July 2006 the Consumer Price Index was 108.8 perqind against December 2001. The CPI in this month has decreased 0.4 % compared to the previous month. The annual change of CPI for July was 3.2 %. The biggest annual increases were seen in the group "Education Service" by 6.9 %, "Food, beverage & Tabacco" by 4.7%, "Transport" by 3.9 %. The group "Shoes and Clothes" shows up the biggest decrease of 2.6%.

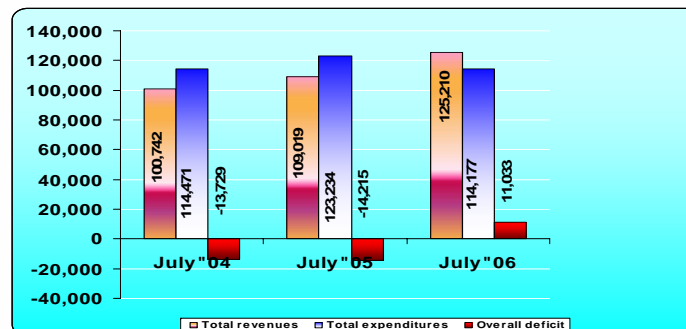


Total Revenues

Total revenues were 125.2 billion lek at the end of July 2006 or 2.89% more than the forecast or 14.85% more than the same period last year. Tax revenues in the end of this month were 113.967 billion lek or 4.66% more than the forecast or 14.47% more than the same period of last year.

Total Expenditures

Total expenditures were 114.1 billion lek at the end of July 2006 or 12.79% less than the forecast or 7.35% less than the same period last year. Current expenditures were 5.71% less than the forecast or 2.92 % less than the same period of last year, while capital expenditures were 48.04% less than the forecast or 37.11% less than the same period last year.

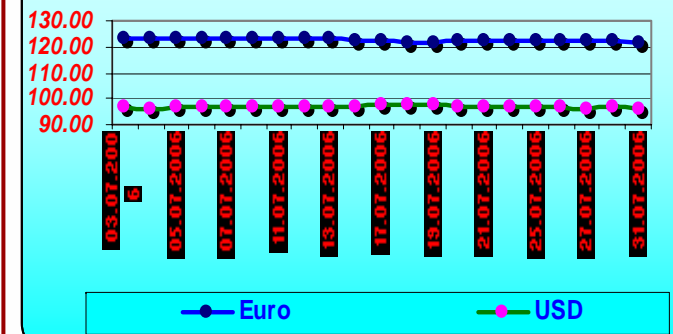


Treasury Bills

The average weighted yield of treasury bills for July 2006 were:

- 3-month maturity treasury bills 5.18 %
- 6-month maturity treasury bills 5.49 %
- 12-month maturity treasury bills 5.84 %

Daily Changes of Exchange Rate July'06



Exchange Rate

During July 2006 the exchange rate of our national currency with Euro and USD has increased 0.38 and 0.50 percent more than the previous month.

At the beginning of July we could exchange 1 Euro with 123.21 Lek and at the end 1 Euro was exchange with 121.90 Lek, while 1 USD could be exchange with 96.53 Lek. At the end of this month 1 USD was bought by 95.68 Lek.

During July '06 the average exchange rates were:

EURO 122.62 Lek

USD 96.69 Lek

Contact address:

Tel: +355 4 258437

E-mail: macro.director@minfin.gov.al

www.minfin.gov.al