



## MINISTRIA E FINANCAVE

### Drejtoria e Pergjithshme e Politikave Makroekonomike dhe Fiskale

EKONOMIA NE FOKUS

GUSHT 2007

#### SEKTORI REAL

|  |       |
|--|-------|
| • GDP nominale 2007 (ne miliard leke)  | 982.2 |
| • Rritja reale e GDP 2007 (ne %)   | 6.0   |
| • Indeksi i çmimeve te konsumit (ndryshimi mujor ne %)<br>Gusht'07/Korrik'07 | +1.9  |
| • Indeksi i çmimeve te konsumit (ndryshimi vjetor ne %)<br>Gusht'07/Gusht'06 | 4.2   |
| • Niveli i papunesise ne % ( tremujori I 2007)                               | 13.6  |

#### TREGTIA E JASHTME Janar- Korrik 2007

|  |           |
|--|-----------|
| • Eksporti i mallrave (ne milion leke) | 57,797    |
| • Importi i mallrave (ne milion leke)  | 206,563   |
| • Bilanci tregtar                      | - 148,766 |

#### FINANCAT PUBLIKE Gusht 2007

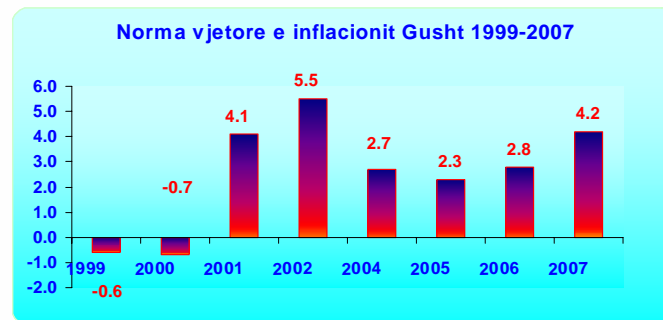
|   |         |
|---|---------|
| • Te ardhurat gjithsej (ne milion leke) | 156,376 |
| • Shpenzimet gjithsej (ne milion leke)  | 149,101 |
| • Defiçiti total (ne million leke)      | + 7,276 |

#### TREGJET FINANCIARE GUSHT 2007

|   |        |
|---|--------|
| • <i>Kursi mesatar i kembimit</i>                       |        |
| EURO  | 122.10 |
| USD   | 89.68  |
| • Yield-i mesatar i bonove te thesarit 3-mujore (ne %)  | 5.78   |
| • Yield-i mesatar i bonove te thesarit 6-mujore (ne %)  | 7.25   |
| • Yield-i mesatar i bonove te thesarit 12-mujore (ne %) | 7.96   |

#### INDEKSI I ÇMIMEVE TE KONSUMIT

Indeksi i çmimeve te konsumit ne muajin Gusht 2007 arriti ne 113.1 per qind kundrejt muajit Dhjetor 2001 duke shenuar nje rritje prej 1.9 % ne krahasim me muajin paraardhes, ndersa norma vjetore e inflacionit per kete muaj ishte 4.2 per qind. Rritja me e madhe mujore u konstatua ne grupin "Ushqime dhe pije jo-alkolike" me 4.3 %. Ulja me e madhe prej 0.5 % u konstatua ne grupin "Veshje dhe kepuce".

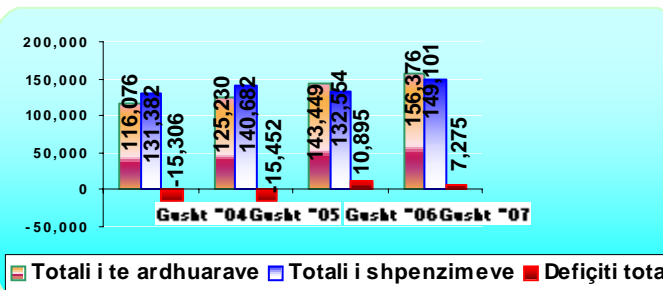


#### Totali i te ardhurave

Ne fund te muajit Gusht 2007, te ardhurat buxhetore gjithsej arriten ne 156.37 miliarde leke ose rreth 1.04% me pak se parashikimi dhe 9.01% me shume se e njejta periudhe e vitit te kaluar. Te ardhurat tatimore po ne fund te ketij muaji arriten ne 143.59 miliarde leke ose 0.77% me pak se parashikimi ose 9.47% me shume se e njejta periudhe e vitit te kaluar.

#### Totali i shpenzimeve

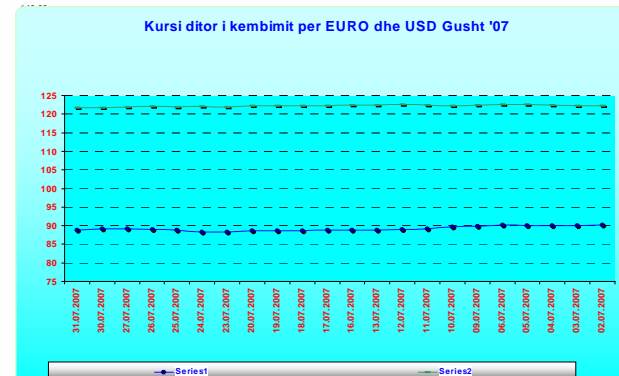
Shpenzimet e pergjithshme te buxhetit ne fund te muajit Gusht 2007 arriten ne 149.10 miliarde leke ose 6.02% me pak se parashikimi ose 12.48% me shume se e njejta periudhe e vitit te kaluar. Shpenzimet korente rezultuan me 3.19% me pak se parashikimi ose 8.83% me shume se e njejta periudhe e vitit te kaluar, ndersa shpenzimet kapitale rezultuan 22.63% me pak se parashikimi dhe 51.21% me shume se e njejta periudhe e vitit te kaluar te kaluar.



#### Bonot e Thesarit

Ne ankandet e bonove te thesarit per Gusht 2007, yield-et mesatare ishin:

- per bonot e thesarit me maturim 3-mujor, % 5.78
- per bonot e thesarit me maturim 6-mujor, % 7.25
- per bonot e thesarit me maturim 12-mujor, % 7.96



#### Kursi i Kembimit

Gjate muajit Gusht 2007, Leku, pesoi nje mbicim kundrejt monedhes europiane Euros prej rreth 0.11 perqind dhe pesoi nje nencim kundrejt dollarit amerikan, me rreth 0.56 per qind krahasuar me muajin Korrik'07.

Ne fillim te Gushtit 1 Euro mund te shkembehej me 121.5 Lek dhe ne fund te muajit 1 Euro shkembehej me 123.5 Lek, ndersa 1 USD shkembehej me 89.01 Lek ne fillim te muajit Gusht dhe ne fund te ketij muaji 1 USD shkembehej me 90.44 Lek.

**Kursi mesatar i kembimit** te Lekut, per muajin Gusht 2007 ishte:

- kundrejt monedhes europiane, **Euro 122.10 leke/euro;**
- kundrejt monedhes amerikane, **USD 89.68 leke/usd.**

**Kontakt adrese:**

**Tel: +355 4 258437**

**E-mail: macro.director@minfin.gov.al**

**www.minfin.gov.al**



MINISTRY OF

FINANCE

Department of Macroeconomic and Fiscal Policy

ECONOMY IN FOCUS

AUGUST 2007

### Real Sector

|   |       |
|---|-------|
| • Nominal GDP 2007 (in billion lek)                           | 982.2 |
| • Real growth of GDP 2007 (%)                                 | 6.0   |
| • Consumer Price Index (monthly change %), August'07/July'07  | +1.9  |
| • Consumer Price Index (annual change %), August'07/August'06 | 4.2   |
| • Unemployment rate (%) (OI 2007)                             | 13.6  |

### Foreign Trade January- July 2007

|                                    |          |
|------------------------------------|----------|
| • Export of goods (in million lek) | 57,797   |
| • Import of goods (in million lek) | 206,563  |
| • Trade balance                    | -148,766 |

### Public Finance August 2007

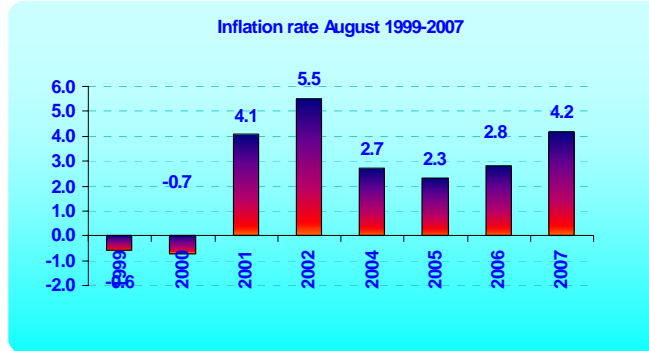
|                                       |         |
|---------------------------------------|---------|
| • Total revenues (in million lek)     | 156,376 |
| • Total expenditures (in million lek) | 149,101 |
| • Total deficit                       | + 7,276 |

### Financial Markets AUGUST'07

|                                 |        |
|---------------------------------|--------|
| • Average exchange rates        |        |
| EURO                            | 122.10 |
| USD                             | 89.68  |
| • Yield of 3-month t-bills (%)  | 5.78   |
| • Yield of 6-month t-bills (%)  | 7.25   |
| • Yield of 12-month t-bills (%) | 7.96   |

### CONSUMER PRICE INDEX

In August the Consumer Price Index was 113.1% against December 2001. The CPI in this month has increase 1.9 % compared to the previous month. The annual change of CPI for August was 4.2%. The biggest monthly increases were signed in the index of "Food and non-alcoholics beverage " group by 4.3 %. The index of "Clothing and footwear" group signed the biggest decrease of 0.5%.

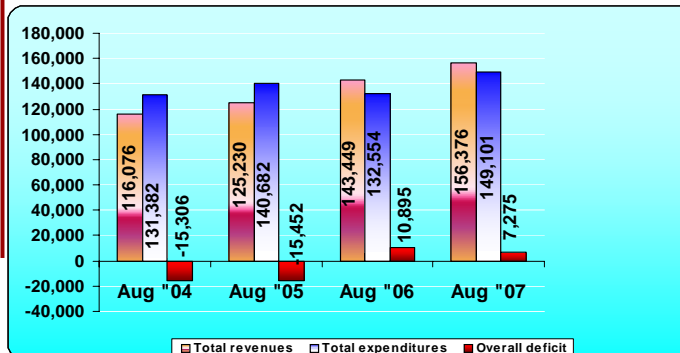


### Total Revenues

Total revenues were 156.37 billion Lek at the end of August 2007 or 1.04% less than the forecast or 9.01% more than the same period of the last year. Tax revenues in the end of this month were 143.59 billion Lek or 0.77 % less than the forecast or 9.47 % more than the same period of the last year.

### Total Expenditures

Total expenditures were 149.10 billion lek at the end of August 2007 or 6.02 % less than the forecast or 12.48 % more than the same period of the last year. Current expenditures were 3.19 less than the forecast or 8.83 % more than the same period of the last year, while capital expenditures were 22.63 less than the forecast and 51.21 more than the same period of the last year.

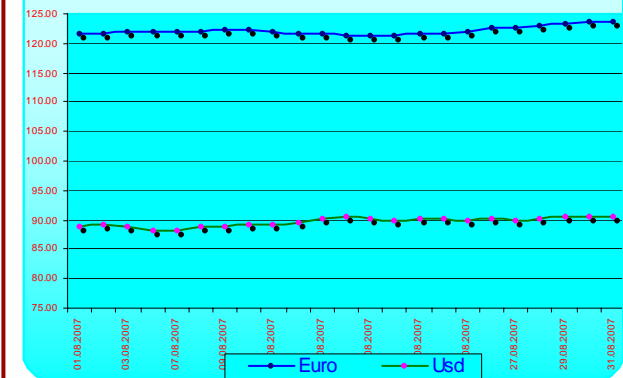


### Treasury Bills

The average weighted yield of treasury bills for August 2007 were:

- 3-month maturity treasury bills % 5.78
- 6-month maturity treasury bills % 7.25
- 12-month maturity treasury bills % 7.96

### Daily Changes of Exchange Rate August '07



### Exchange Rate

During August 2007 the exchange rate of our national currency with Euro has decreased by 0.11 percent compared with the previous month, and has increased with the American currency by 0.56 percent compared with the previous month .

At the beginning of August we could exchange 1 Euro with 121.5 Lek and at the end 1 Euro was exchange with 123.5 Lek, while 1 USD was exchanged with 89.01 Lek. At the end of this month 1 USD was exchanged with 90.44 Lek.

During August '07 the average exchange rates were:

EURO 122.10 Lek

USD 89.68 Lek

Contact address:

Tel: +355 4 258437

E-mail: macro.director@minfin.gov.al

www.minfin.gov.al